

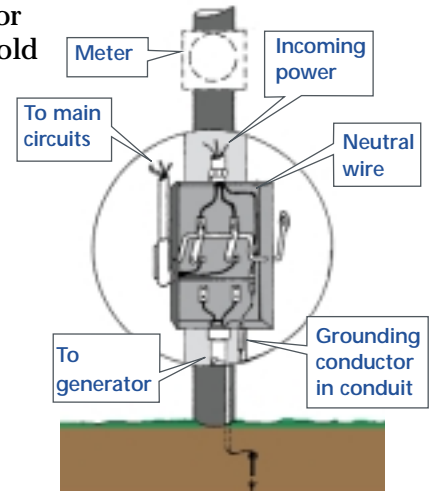
How to operate a portable generator *safely*

You can use a portable generator to supply electricity to your appliances if an emergency exists during a power outage. But if used improperly they can kill you and the people who are restoring power to your building. They also can damage the appliances you connect.

Generator sizes vary. Common units can be from 8 to 14 horsepower and capable of handling from 4,000 to 8,400 watts (including starting surge requirements). Prices may range from \$800 to \$3,000.

Connecting a generator to the main electrical supply for your house requires the services of a qualified, licensed electrician. Installing the connection and switch (as explained below) can cost \$600 to \$1,000.

Before connecting the generator to your household circuit, notify your electric cooperative.



Typical Double Pole, Double Throw Transfer Switch Installation for 120/240 V, Single-Phase Service

WARNING:

If you connect a portable electric generator to the main electrical supply coming into the house, the electrical generator could feed back into your electric cooperative's system and electrocute workers who are repairing the electrical lines.

To avoid back-feeding of electricity into utility systems, you must have a qualified, licensed electrician install a double-pole, double-throw transfer switch (see illustration) between the generator and utility power in compliance with all state and local electrical codes. (A minimum of 10-gauge wiring must be used.)

Your generator might not be large enough to handle the load of all the lights, appliances, TV, etc. at one time. To prevent dangerous overloading, calculate wattage requirements correctly (see chart at right).

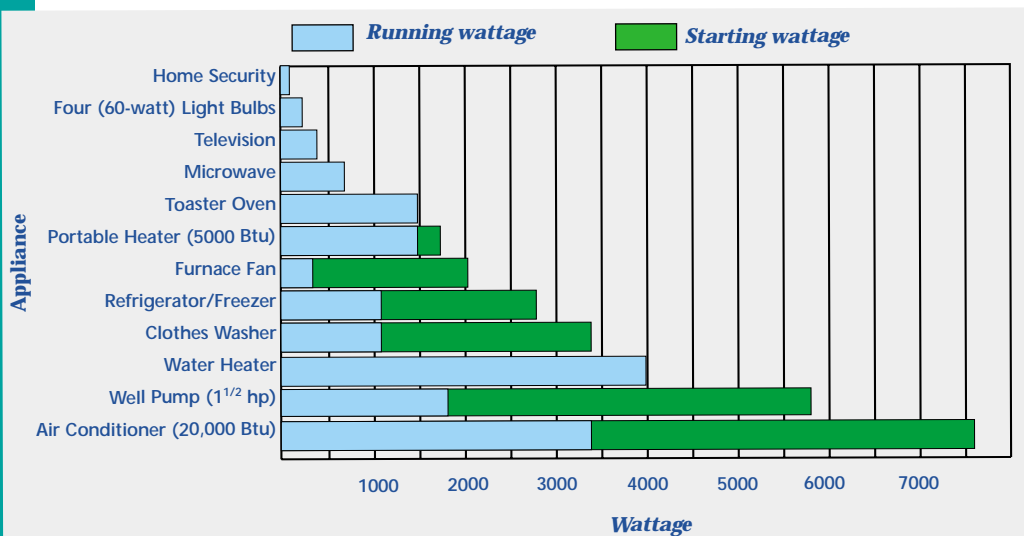
DETERMINING WATTAGE REQUIREMENTS


Never exceed the rated capacity of your generator. Overloading can cause serious damage to the generator or appliances. Before operating a generator, list all of the appliances that are going to operate at the same

time. Then determine the starting wattage requirements and the running wattage requirements. The starting load lasts only for a few seconds, but is very important when figuring your total wattage to be

used. Your generator must be rated to handle the total wattage.

Ratings shown here are samples. Wattage requirements vary with different brands of appliances. Be sure to check the name plate on the appliances you plan to use. Always start your largest electric motor first, then plug in other items one at a time.





If you do this

This could happen

Unless you prevent it

1. Attempt to connect generator directly to the electrical system of any building.
 1. You can kill or injure a person repairing service lines. The electricity you generate will back feed through the building's electrical system to the outside utility feed lines. Attempting to connect to the incoming utility service could result in electrocution.

If your electric cooperative's line crew is restoring electrical service while your generator is connected to the incoming utility service, you could start a fire or seriously damage your building.
 2. Entire generator could become electrically charged and cause electrocution.
2. Fail to ground the generator's electrical system adequately.
 3. Water conducts electricity. If water comes in contact with electricity to the generator's frame and other surfaces, it will cause an electrical shock to anyone touching them.
3. Operate generator in rain, wet, icy or flooded conditions.
 4. Contact with worn or damaged extension cords could cause electrocution. Undersize extension cords could overheat wires or attached items, resulting in fire. Use of ungrounded cordsets could prevent operation of circuit breakers and result in electrical shock.
4. Use worn damaged, undersized or ungrounded extension cords.
 5. Gasoline and gasoline vapors can become ignited by coming in contact with hot components such as the muffler, engine exhaust gases or from an electrical spark.
5. Attempt to fill the fuel tank while the engine is running.
 6. Obstructing ventilation causes overheating and possible ignition of the materials. You will produce toxic carbon monoxide exhaust fumes from the engine. Breathing exhaust fumes will cause serious injury or death.
6. Fail to ventilate generator by operating in an enclosed area.
 7. Tampering with the engine speed adjustment could result in overheating of attachments and could cause a fire.
7. Tamper with factory set engine speed settings.
 1. A qualified, licensed electrician must install a double-pole, double-throw transfer switch to connect the generator to a building's electrical system. This is required by the National Electrical Code. Connection must meet local ordinances. A minimum of 10-gauge wiring must be used.
 2. Make sure that the unit is connected to an appropriate electrical ground, in accordance with the National Electric Code. Follow instructions supplied with the generator.
 3. Operate generator in a clean, dry, well ventilated area. Make sure your hands are dry.
 4. Inspect extension cords before use and replace with new if required. Use proper size (wire gauge) cordset for application. Follow instructions supplied with your unit. Always use electrically grounded cordsets.
 5. Turn engine off and allow it to cool before adding fuel. Make sure there's a fire extinguisher in the immediate area certified to handle gasoline or fuel fires.
 6. Operate generator in a clean, dry, well ventilated area. Keep objects away from unit during operation. Do not operate unit in a confined area, such as garages, basements, storage sheds, etc., which lack a steady exchange of air. Never operate unit in a location occupied by humans or animals. Keep children, pets and others away from where it's operating.
 7. Never attempt to "speed-up" the engine to obtain more performance. Both the output voltage and frequency will be thrown out of standard by this practice, endangering you and the attachments.